



\\oma-fs02\PROJECT\27218350.00\Data and Calculations\Norfolk TS Sheet Set\DWG\C1.3 & 1.4 - EX COND & SITE PLAN.dwg Feb 17, 2021 - 4:38pm Layout Name: SITE PLAN By: 4470daw



NO.	REVISION	DATE

SHEET TITLE
SITE PLAN

PROJECT TITLE
CITY OF NORFOLK TRANSFER STATION



CLIENT
SCS ENGINEERS
14755 GROVER STREET
OMAHA, NE 68144
PHONE: (402) 884-6203
WWW.SCSENGINEERS.COM

DWN. BY: KEA
CHK. BY: KEA
D/A RW BY: QA
APP. BY: MJM


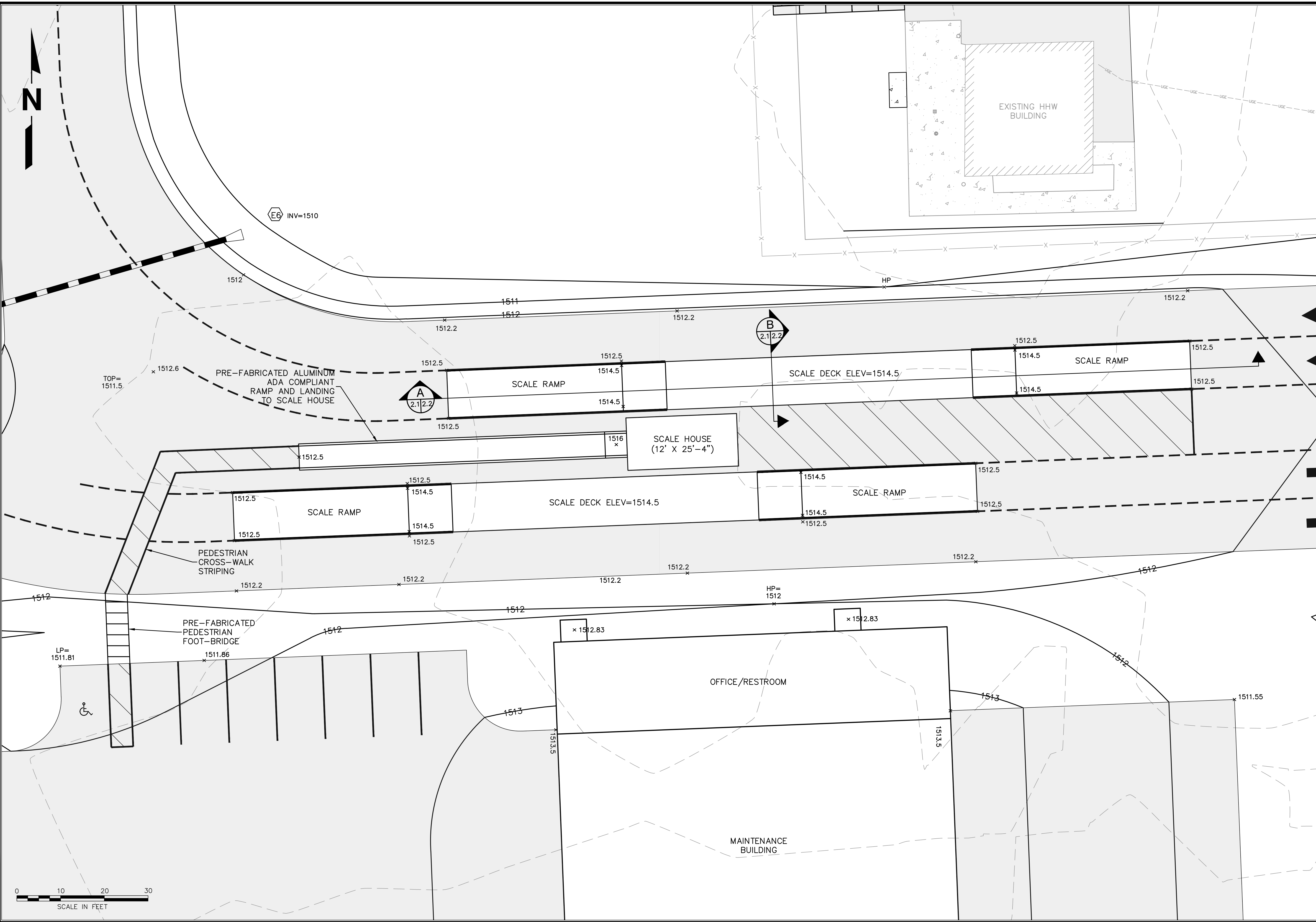
CADD FILE:
C:\X EXISTING CONDITIONS PLANNING

DATE:
FEBRUARY 2021

SCALE:
AS SHOWN

DRAWING NO.
C1.4

\\0127218350.00 - NORFOLK TS\DESIGN\C2.X - SCALE DETAILS.dwg J00 22, 2021 - 5:27 PM L:\000000\000000\SCALE PLAN B\03593\01



NO.	REVISION	DATE

SCALE PLAN

SHEET TITLE

PROJECT TITLE

CITY OF NORFOLK TRANSFER STATION

CLIENT

City of Norfolk
TRANSFER STATION
 610 E MONROE AVE

SCS ENGINEERS

14785 GROVER STREET
 P.O. BOX 186202
 LINCOLN, NE 68502 FAX: (402) 894-8203
 WWW.SCSENGINEERS.COM

PROJ. NO.: 22718350.00
 DWN. BY: KEA
 CHK. BY: KEA
 Q/A RW BY: CA
 APP. BY: MJM

CADD FILE:
 C:\X EXISTING CONDITIONS PLANNING

DATE:
 FEBRUARY 2021

SCALE:
 AS SHOWN

DRAWING NO.
C2.1