P:\Architectural\181739.00 - Norfolk Transfer Station Site Improvements 2019\2 Drawings and Supporting Data\2.1 Working Drawings\2.1.1 Architectural Drawings\R181739_A201.dwg Mar 10, 2021 - 7:57am Layout Name: A2.1 By: rdorfmeyer

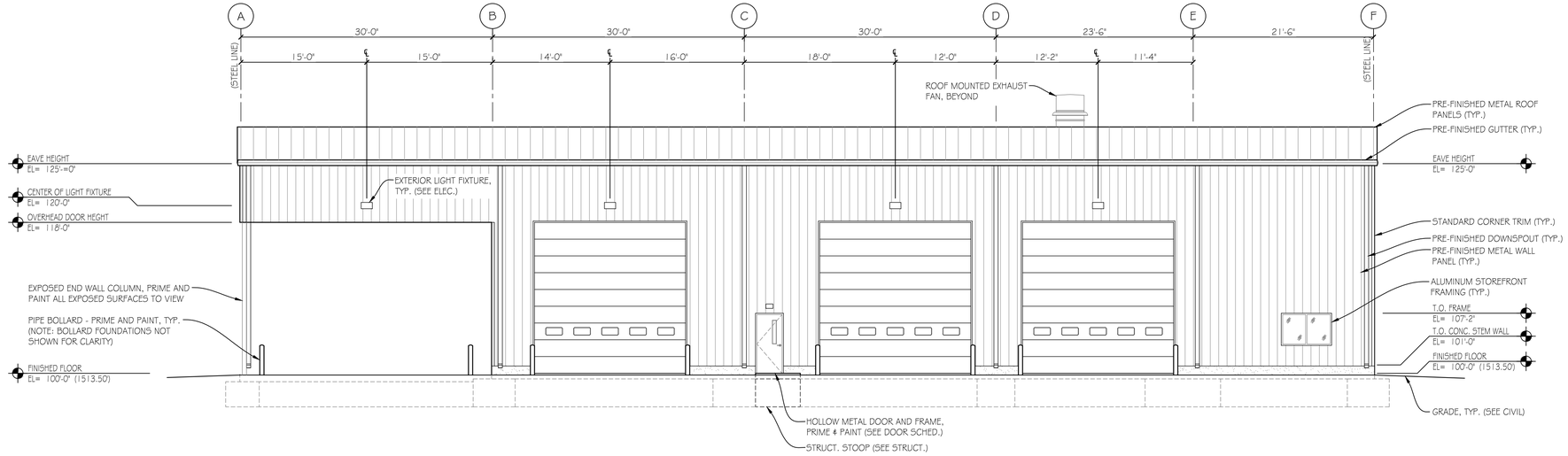

1 EAST EXTERIOR ELEVATION
1/8" = 1'-0"

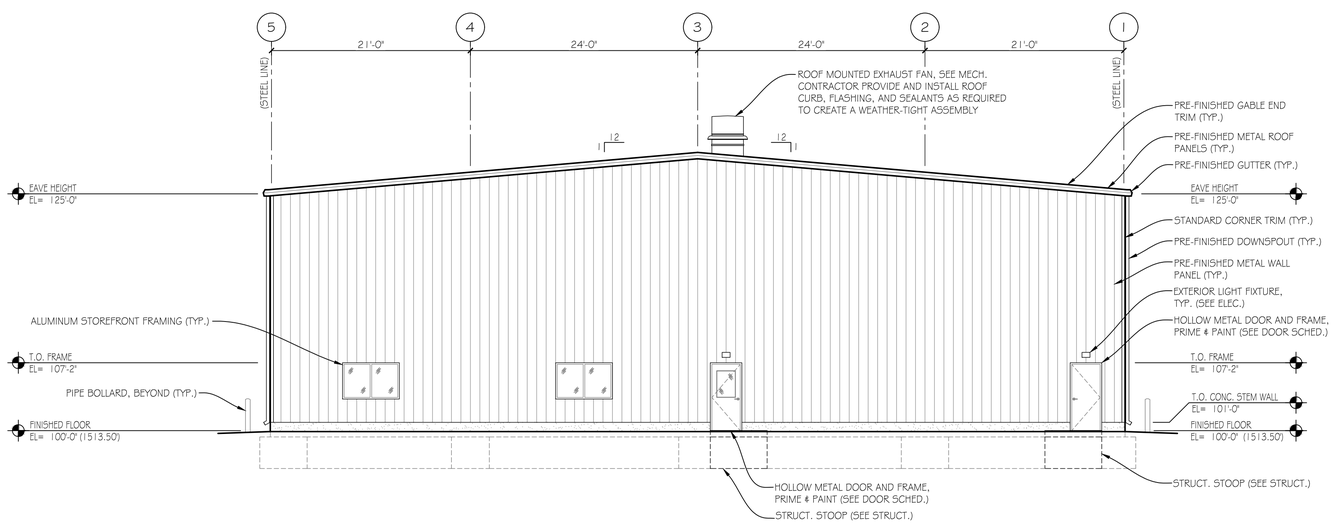

2 NORTH EXTERIOR ELEVATION
1/8" = 1'-0"

ARCHITECT
COREY E. BRODERSEN
A-3491
03/10/2021
STATE OF NEBRASKA

REV.	DATE	CK. BY
1	1	1
1	1	1
1	1	1
1	1	1
1	1	1
1	1	1

SHEET TITLE
EXTERIOR ELEVATIONS

PROJECT TITLE
CITY OF NORFOLK TRANSFER STATION

CLIENT
City of Norfolk NEBRASKA
TRANSFER STATION
610 E MONROE AVE

SCS ENGINEERS
14755 GROVER STREET
OMAHA, NE 68144
PH: (402) 884-6202 FAX: (402) 884-6203
WWW.SCSENGINEERS.COM

PROJ. NO. R181739.00
DSN. BY:
DWN. BY: R.D.
CHK. BY:
Q/A RVW BY: ALB & CEB
PROJ. MGR

CADD FILE: R181739_A201.DWG

DATE: 3/10/21

DRAWING NO.
A2.1

JEO ARCHITECTURE INC
800.723.8567

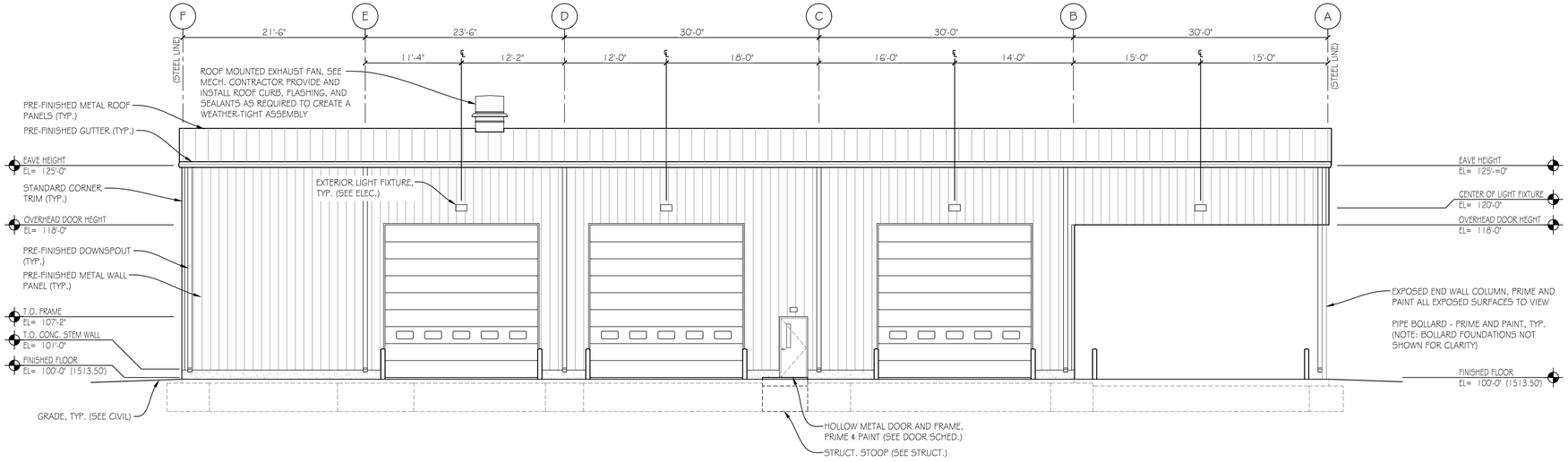

1 WEST EXTERIOR ELEVATION
1/8" = 1'-0"

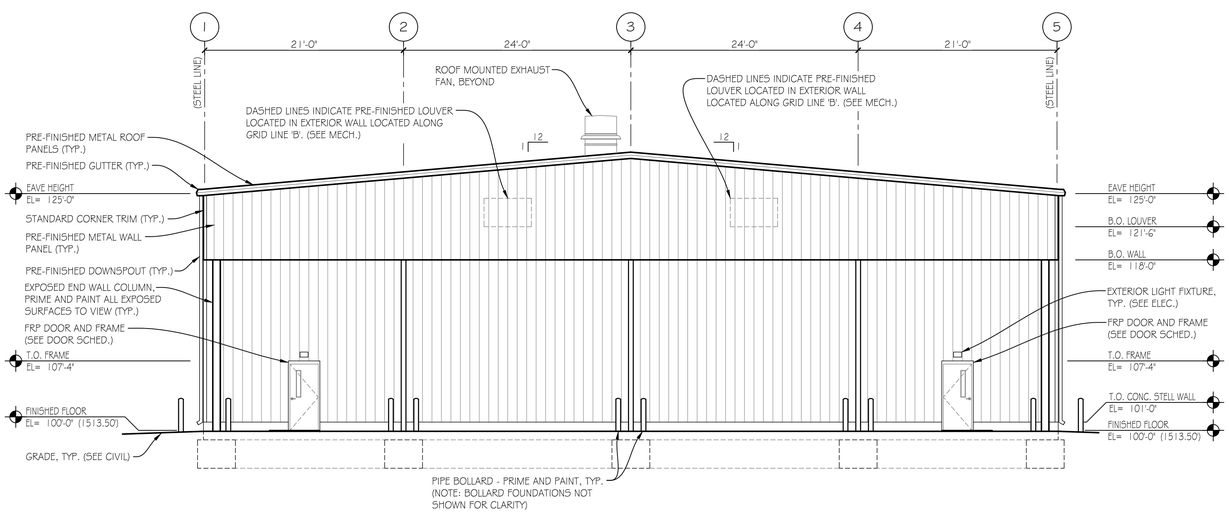

2 SOUTH EXTERIOR ELEVATION
1/8" = 1'-0"

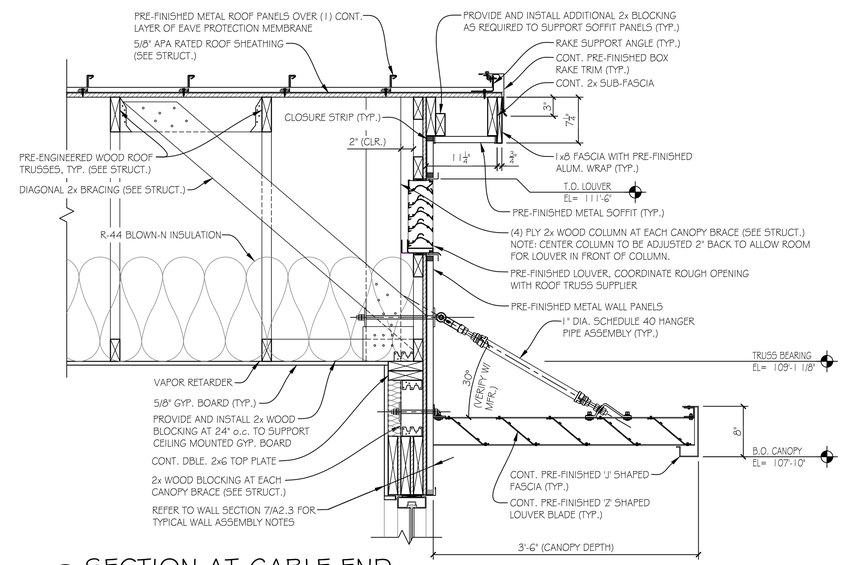

3 SECTION AT GABLE END
1" = 1'-0"

ARCHITECT
COREY E. BRODERSEN
A-3491
03/10/2021
STATE OF NEBRASKA

REV.	DATE	CK. BY

SHEET TITLE
EXTERIOR ELEVATIONS

PROJECT TITLE
CITY OF NORFOLK TRANSFER STATION

CLIENT
City of Norfolk NEBRASKA
TRANSFER STATION
610 E MONROE AVE

SCS ENGINEERS
14755 GROVER STREET
OMAHA, NE 68144
PH. (402) 884-6202 FAX. (402) 884-6203
WWW.SCSENGINEERS.COM

PROJ. NO. R181739.00
DWN. BY: R.D.
CHK. BY:
DSN. BY:
3/4 RVW BY: ALB & CEB
PROJ. MGR.

CADD FILE: R181739_A201.DWG

DATE: 3/10/21

DRAWING NO.
A2.2

JEO ARCHITECTURE INC
800.723.8567

P:\Architectural\181739.00 - Norfolk Transfer Station Site Improvements 2019\2 Drawings and Supporting Data\2.1 Working Drawings\2.1.1 Architectural Drawings\R181739_A201.dwg Mar 10, 2021 - 7:57am Layout Name: A2.2 By: rdorfmeyer

P:\Architectural\181739.00 - Norfolk Transfer Station Site Improvements 2019\2 Drawings and Supporting Data\2.1 Working Drawings\2.1.1 Architectural Drawings\R181739_A301.dwg Mar 10, 2021 - 7:58am Layout Name: A3.1 By: rdorfmeyer

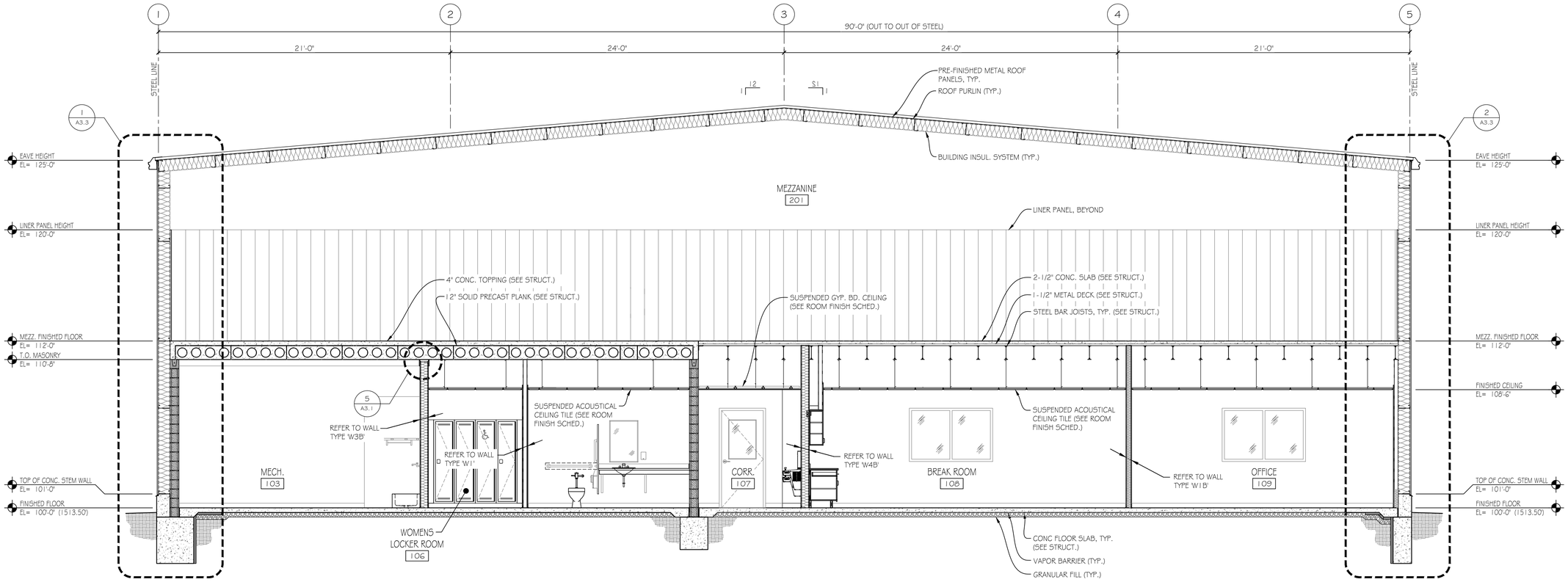

1 BUILDING SECTION
1/4" = 1'-0"

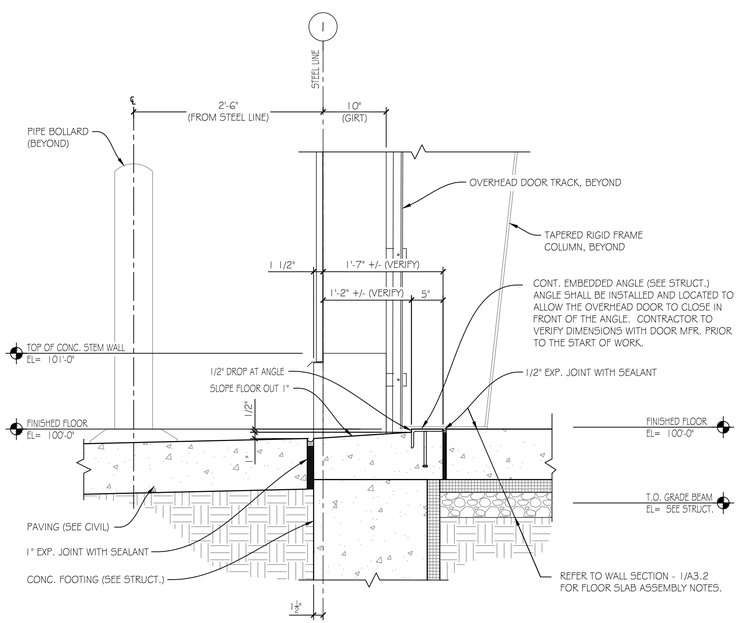

2 SILL DETAIL AT OVERHEAD DOOR
1" = 1'-0"

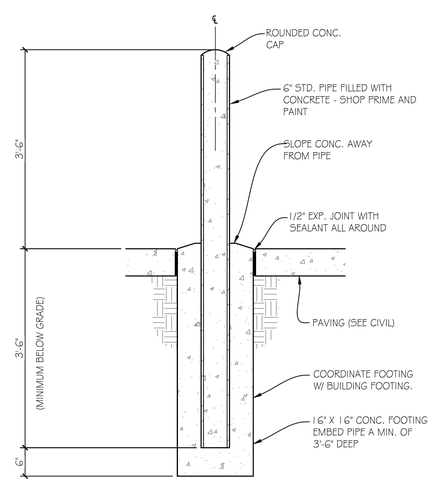

3 PIPE BOLLARD DETAIL
3/4" = 1'-0"

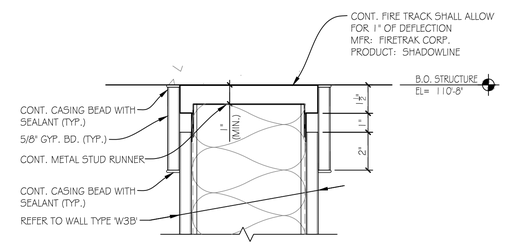

5 TOP OF WALL DETAIL
3" = 1'-0"

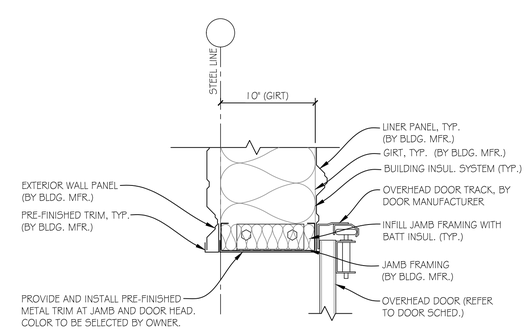

4 JAMB DETAIL AT OVERHEAD DOOR
1-1/2" = 1'-0"

ARCHITECT
COREY E. BRODERSEN
A-3491
03/10/2021
STATE OF NEBRASKA

REV.	DATE	CK. BY

SHEET TITLE
BUILDING SECTION DETAILS

PROJECT TITLE
CITY OF NORFOLK TRANSFER STATION

CLIENT
City of Norfolk NEBRASKA
TRANSFER STATION
610 E MONROE AVE

SCS ENGINEERS
14755 GROVER STREET
OMAHA, NE 68144
PH: (402) 896-2580 FAX: (402) 884-6203
WWW.SCSENGINEERS.COM

PROJ. NO. R181739.00 | DWN. BY: R.D. | 2/4/21 RVW BY: ALL | PROJ. MGR. CEB | DSN. BY: | CHK. BY:

CADD FILE: R181739_A301.DWG

DATE: 3/10/21

DRAWING NO. **A3.1**

JEO ARCHITECTURE INC
800.723.8567

P:\Architectural\181739.00 - Norfolk Transfer Station Site Improvements 2019\2 Drawings and Supporting Data\2.1 Working Drawings\2.1.1 Architectural Drawings\R181739_A301.dwg Mar 10, 2021 - 7:58am Layout Name: A3.2 By: rdorfmeyer

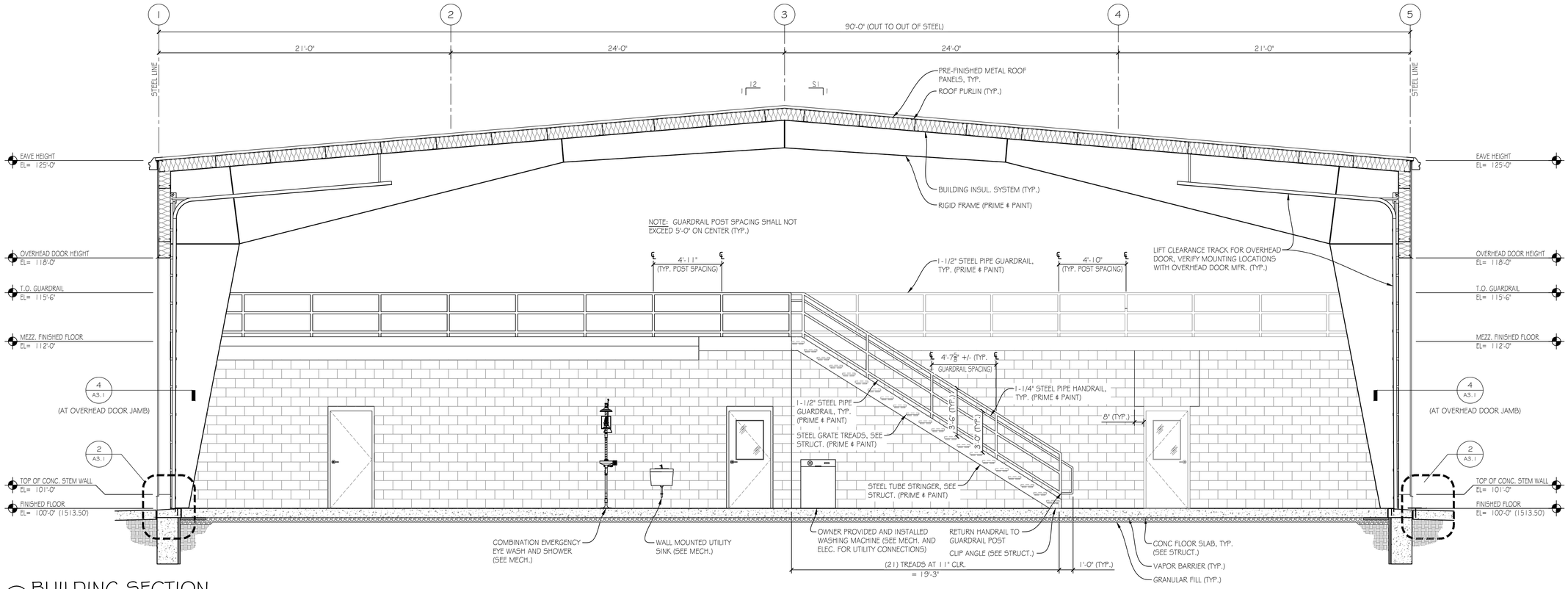

1 BUILDING SECTION
1/4" = 1'-0"

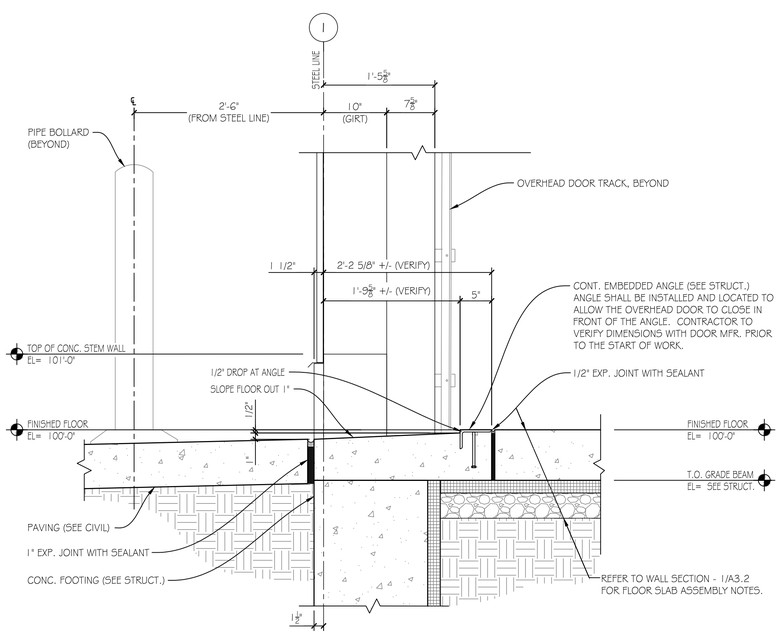

2 OVERHEAD DOOR SILL DETAIL AT WASH BAY
1" = 1'-0"

3 NOT USED
1-1/2" = 1'-0"

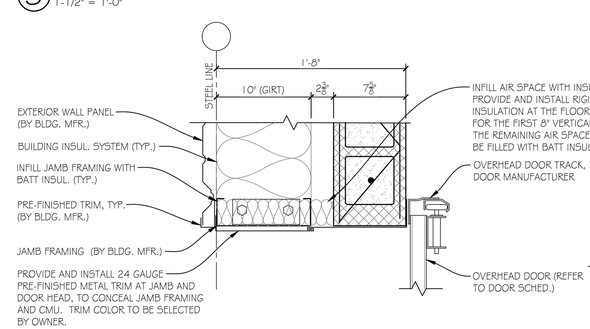

4 JAMB DETAIL AT OVERHEAD DOOR
1-1/2" = 1'-0"

* BELOW ELEVATION 116'-0" *

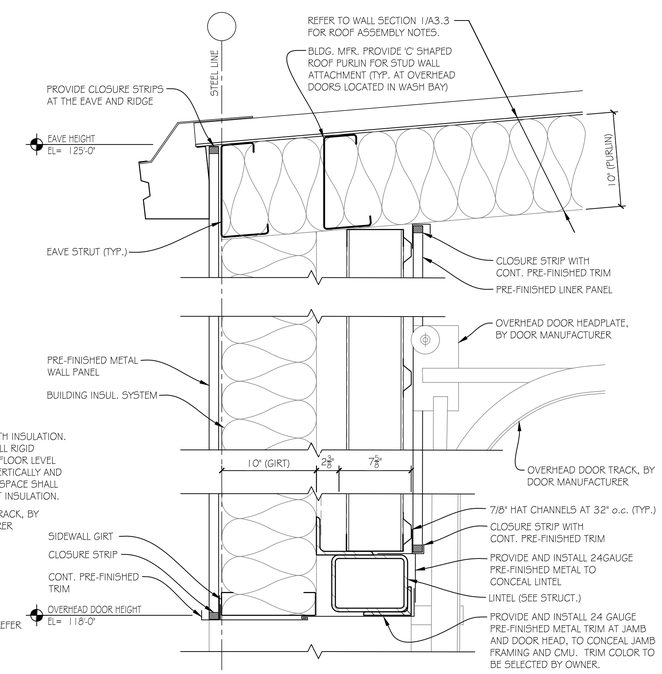

5 HEAD DETAIL AT OVERHEAD DOOR
1-1/2" = 1'-0"

ARCHITECT
COREY E. BRODERSEN
A-3491
03/10/2021
STATE OF NEBRASKA

REV.	DATE	CK. BY
1	1	1
1	1	1
1	1	1
1	1	1
1	1	1
1	1	1

SHEET TITLE
BUILDING SECTION DETAILS

PROJECT TITLE
CITY OF NORFOLK TRANSFER STATION

CLIENT
City of Norfolk NEBRASKA
TRANSFER STATION
610 E MONROE AVE

SCS ENGINEERS
14755 GROVER STREET
OMAHA, NE 68144
PHONE: (402) 884-6200 FAX: (402) 884-6203
WWW.SCSENGINEERS.COM

PROJ. NO. 181739.00	DWN. BY: R.D.
DSN. BY:	CHK. BY:
Q/A RVW BY: A.B. CEB	PROJ. MGR:

CADD FILE: R181739_A301.DWG

DATE: 3/10/21

DRAWING NO.
A3.2

JEO ARCHITECTURE INC
800.723.8567