



2022-2023
Budget

2021 – 2022 Year in Review

Major projects and
accomplishments

Community Engagement and Public Relations

- Continue to add features to website – construction projects, maps, easy-to-find resources
- Enhanced social media presence including City project highlights and interviews
- Enhanced transparency and communication with the public

Public Works

- Solid Waste/Transfer Station – Began construction of transfer station improvements

Property Maintenance

- Continued enforcement of Property Maintenance Code
- Approximately 13 dangerous structures were ordered to be removed
- Continued identification and inspection of dilapidated properties

Parks and Recreation/Trails

- Continued final design and engineering work for Johnson Park
- Began Construction of the North Fork River Restoration Project
- Began installation of new turf on Memorial Park Baseball Field (Completion Fall 2022)
- Construction of East Benjamin Avenue Trail (Completion Fall 2022)
- Implemented online registration options for activities, programs, and city-owned amenities

Public Safety

- Awarded contract for final design of the Police Station expansion project
- Completed building renovations to accommodate a joint dispatch center
- Completed parking lot expansion at the Police Station

2021 – 2022 Year in Review

Major projects and
accomplishments

Street Maintenance and Construction

- \$1,367,394 Street Concrete Repairs by contract
- \$1,200,000 Street Asphalt Work
- Continued work on concrete panel repairs in key locations
- Began reconstruction of Benjamin Avenue \$5,016,000

Economic Development

- Supported Norfolk Crush with an estimated economic impact to include:
 - \$375 million investment, 55 new jobs, \$8.5 million annual employee compensation, provide an additional \$275,000 in annual tax revenue, \$2.9 million in retail sales
- Applied for and received a grant from NPPD to conduct due diligence and master planning on approximately 230 acres in the northeast industrial area
- Worked along NENEDD and the Greater Norfolk ED Foundation to apply for a \$500,000 grant from the Peter Kiewit Foundation to facilitate the North Fork Development project
- Supported the development of a co-working and business incubator space in downtown Norfolk
- Submitted 13 proposals for economic development projects Provided information, support, and resources to more than 70 businesses and property owners
- Launched downtown planning process to facilitate next steps for growth and explore management structures

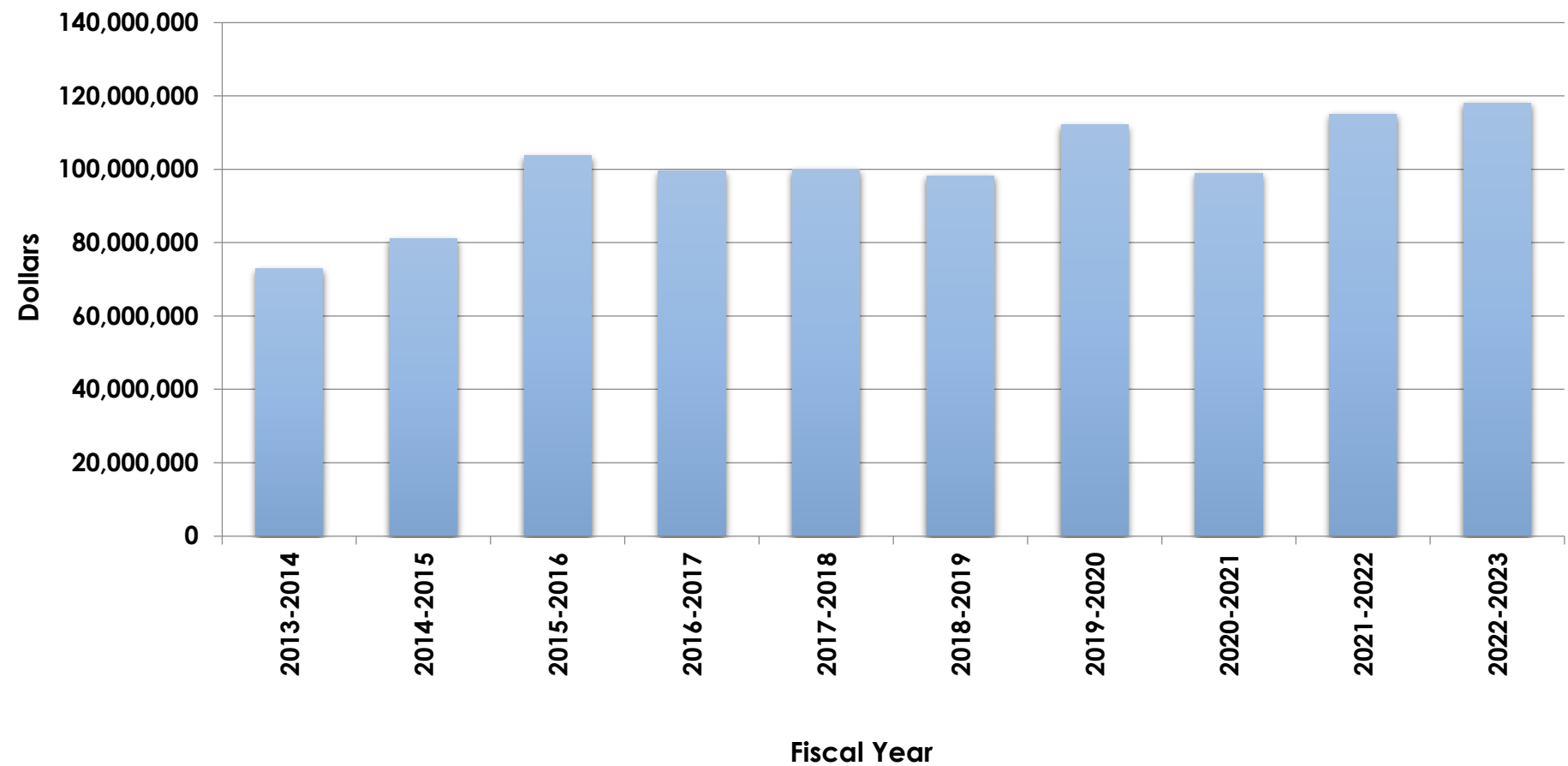
2021 – 2022 Year in Review

Total Expenditures Comparison

OBJECT	BUDGET	BUDGET	Dollar	Percentage
	2021-2022	2022-2023	Increase (Decrease)	Increase (Decrease)
Personnel	\$ 30,161,919.00	\$ 32,854,166.00	\$ 2,692,247.00	8.93%
Operations & Maintenance	\$ 13,619,450.00	\$ 13,975,657.00	\$ 356,207.00	2.62%
Capital Expenditure	\$ 42,060,737.00	\$ 42,565,941.00	\$ 505,204.00	1.20%
Debt Service	\$ 4,620,156.00	\$ 3,387,545.00	\$ (1,232,611.00)	(26.68%)
Transfers	\$ 3,564,992.00	\$ 3,316,809.00	\$ (248,183.00)	(6.96%)
Fund Ending Balance	<u>\$ 21,033,082.00</u>	<u>\$ 21,961,572.00</u>	<u>\$ 928,490.00</u>	<u>4.41%</u>
TOTAL	\$ 115,060,336.00	\$ 118,061,690.00	\$ 3,001,354.00	2.61%

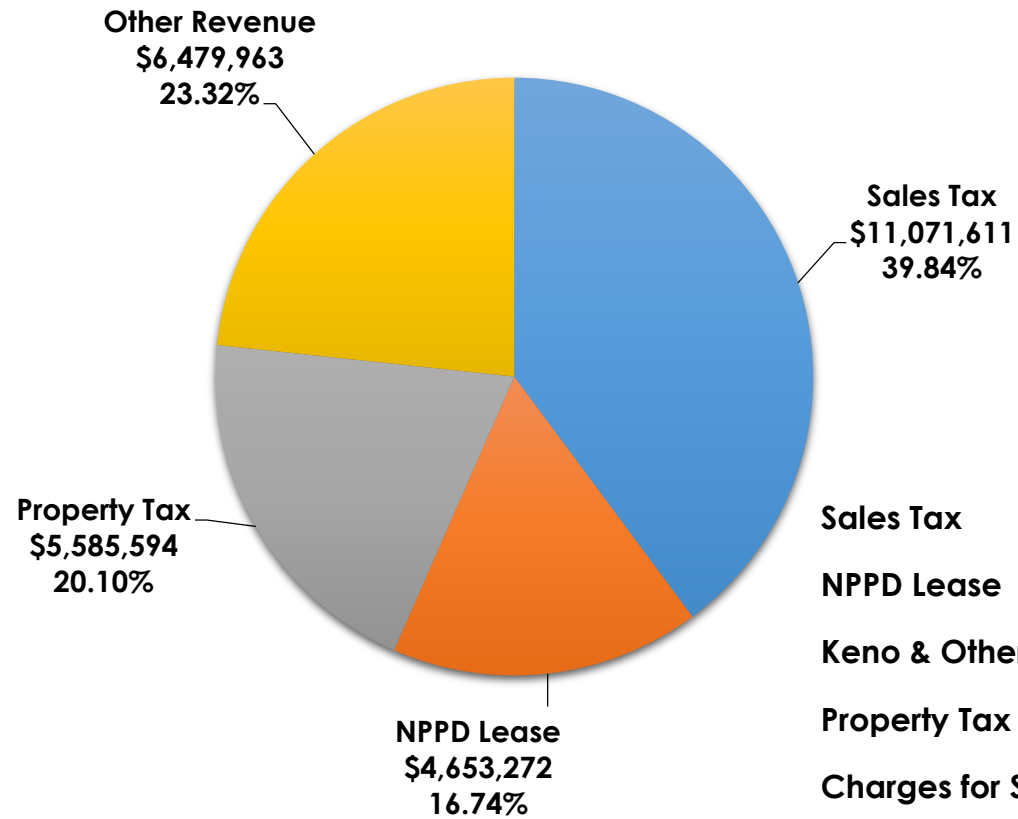
2021 – 2022 Year in Review

History of Total Budget



FY 2022 – 2023

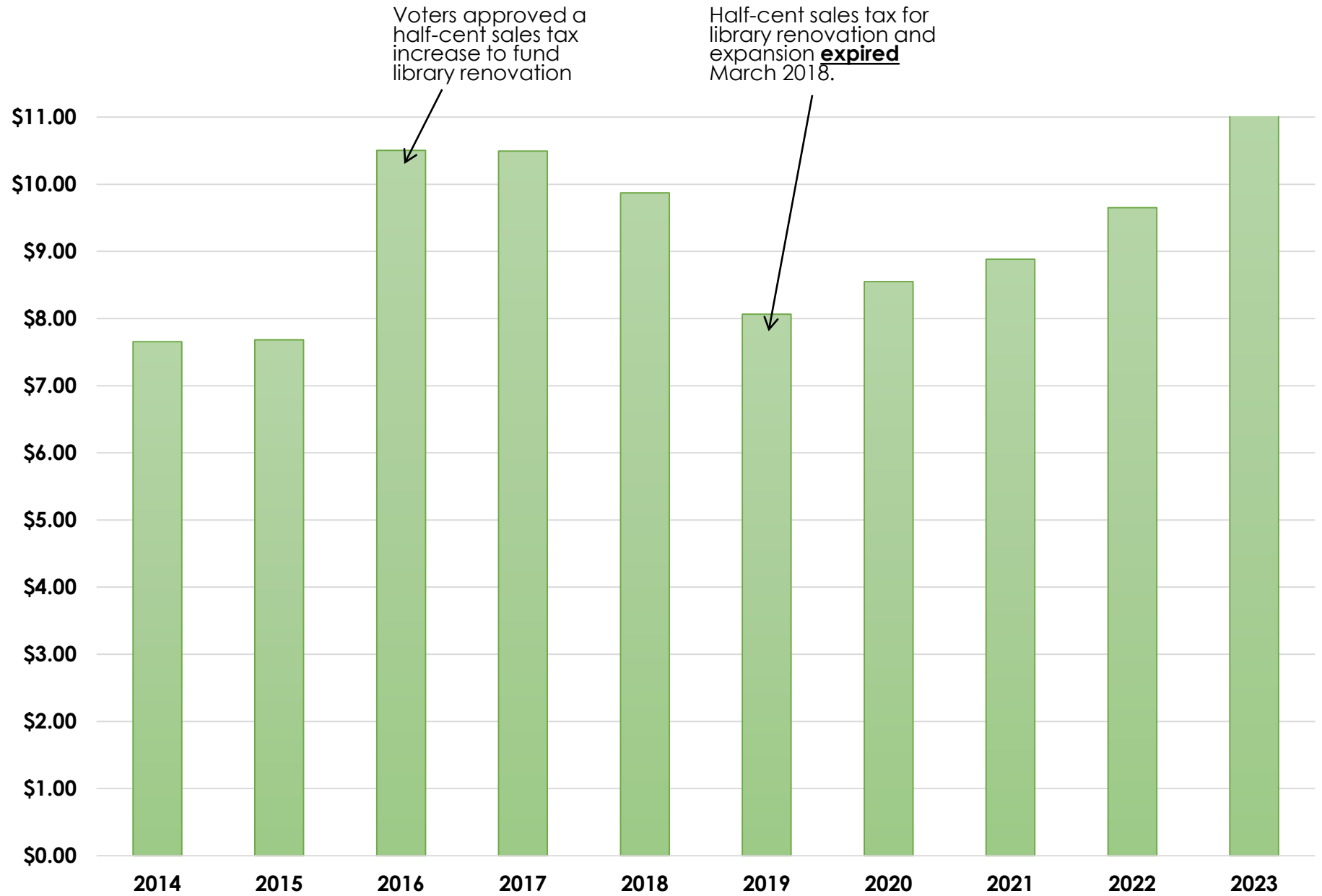
General Fund Revenue



Sales Tax	\$11,071,611	39.84%
NPPD Lease	\$4,635,272	16.75%
Keno & Other Revenue	\$937,672	3.37%
Property Tax	\$5,585,594	20.10%
Charges for Service	\$2,626,929	9.45%
Other Taxes	\$1,266,000	4.56%
Licenses & Permits	\$420,340	1.51%
Intergovernmental Revenues	\$761,722	2.74%
Other Interest Income	\$52,300	0.19%
Non-Revenue Receipts	<u>\$415,000</u>	<u>1.49%</u>
	\$27,790,440	100.00%

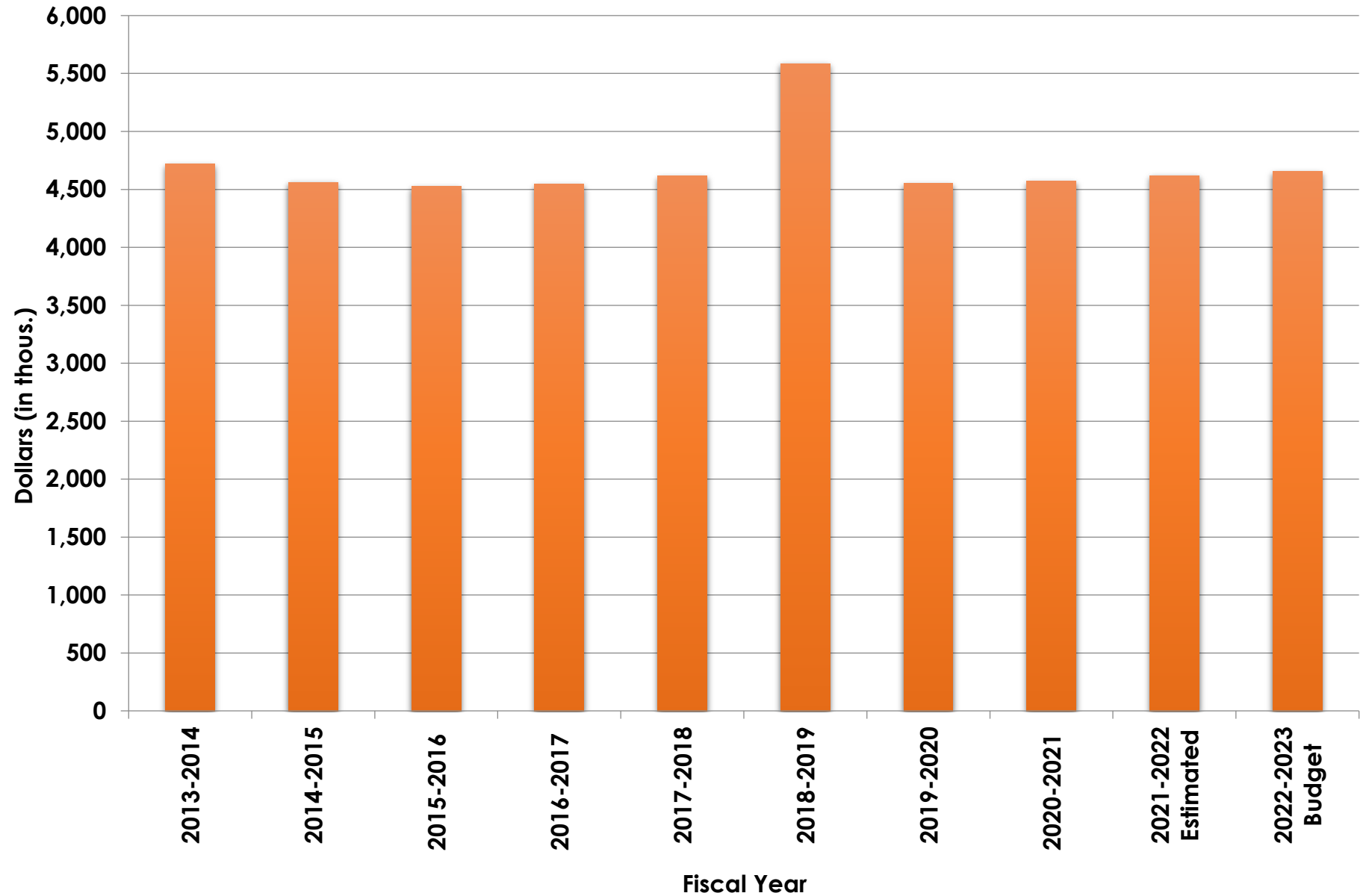
FY 2022 – 2023

Sales Tax (in millions)



FY 2022 – 2023

**Nebraska Public
Power District
Lease**

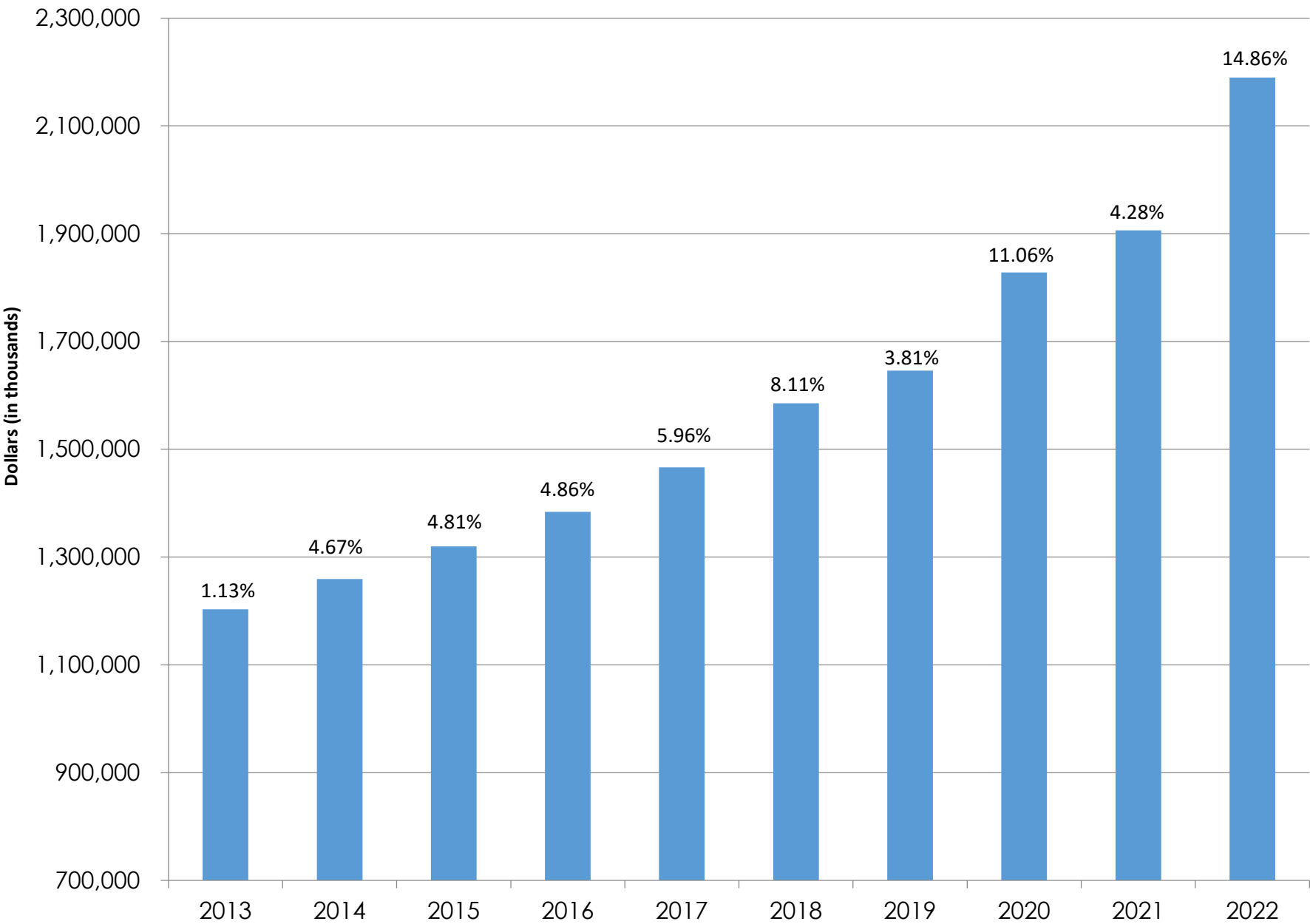


FY 2022 – 2023

**Assessed
Valuation**

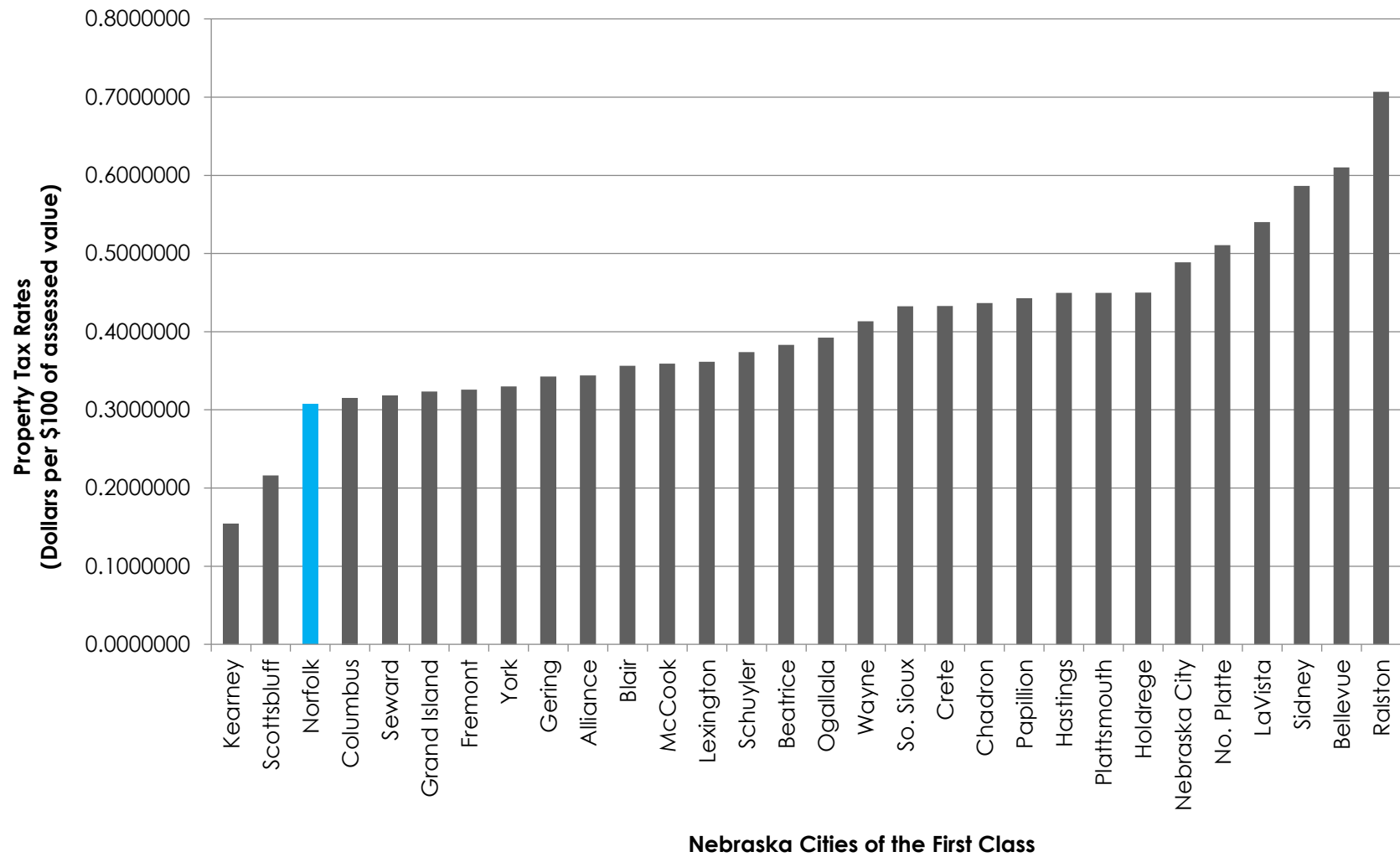
(as determined by
Madison County
Assessor)

\$2,189,472,320



FY 2022 – 2023

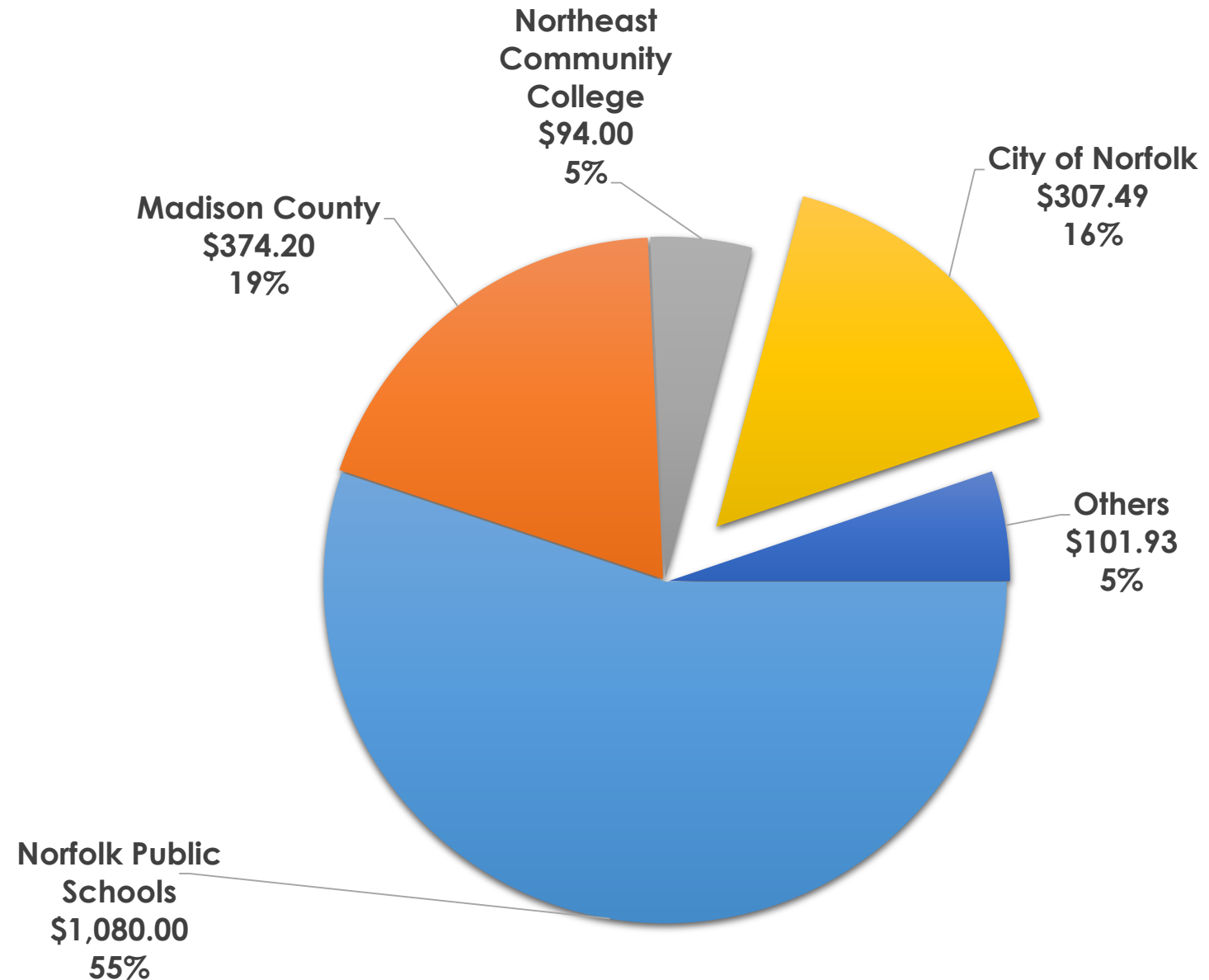
Levy Rate
Comparison



FY 2022 – 2023

Property Tax Overview

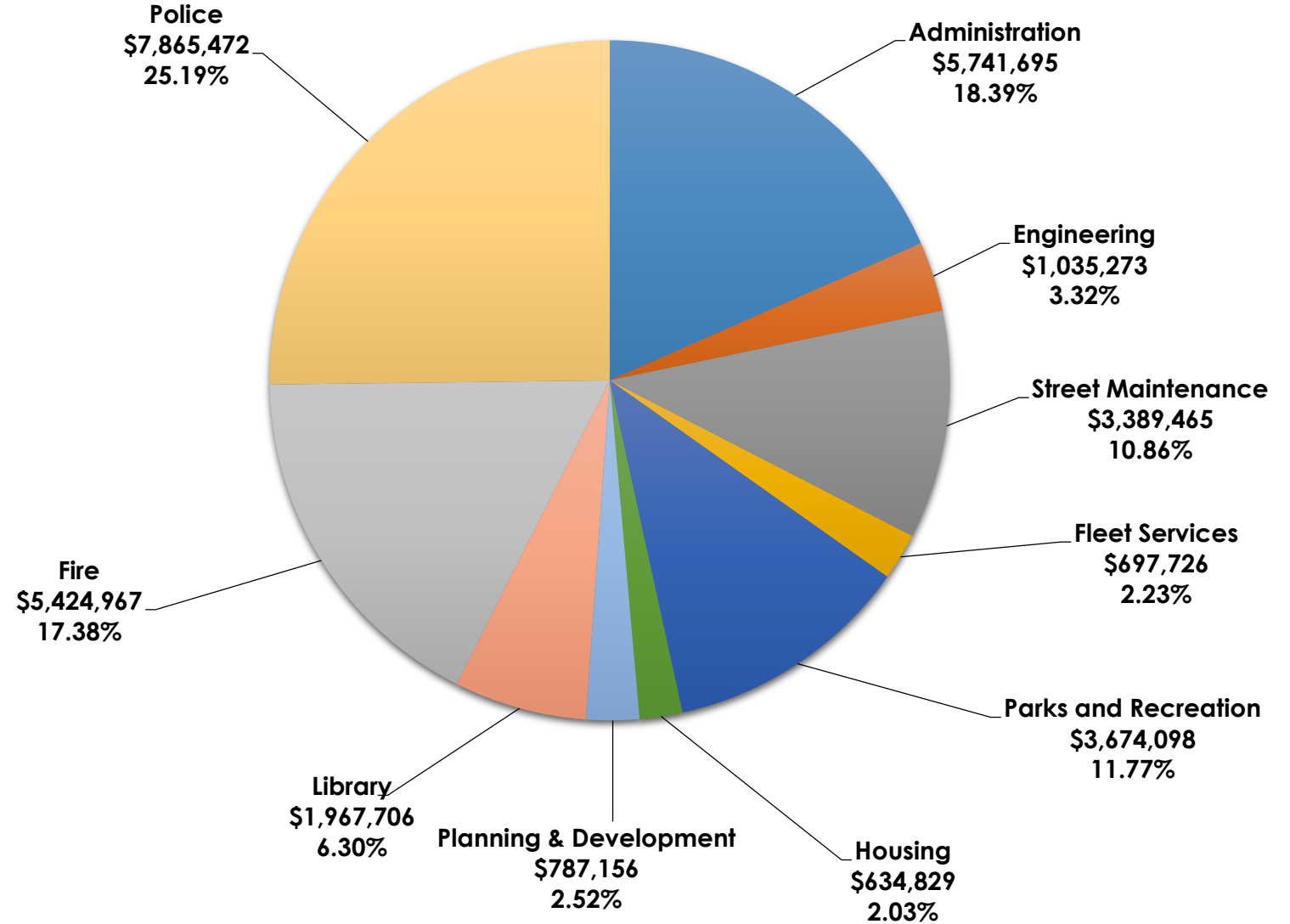
*Based on a
\$100K Home and
2021 Levy Rates



FY 2022 – 2023

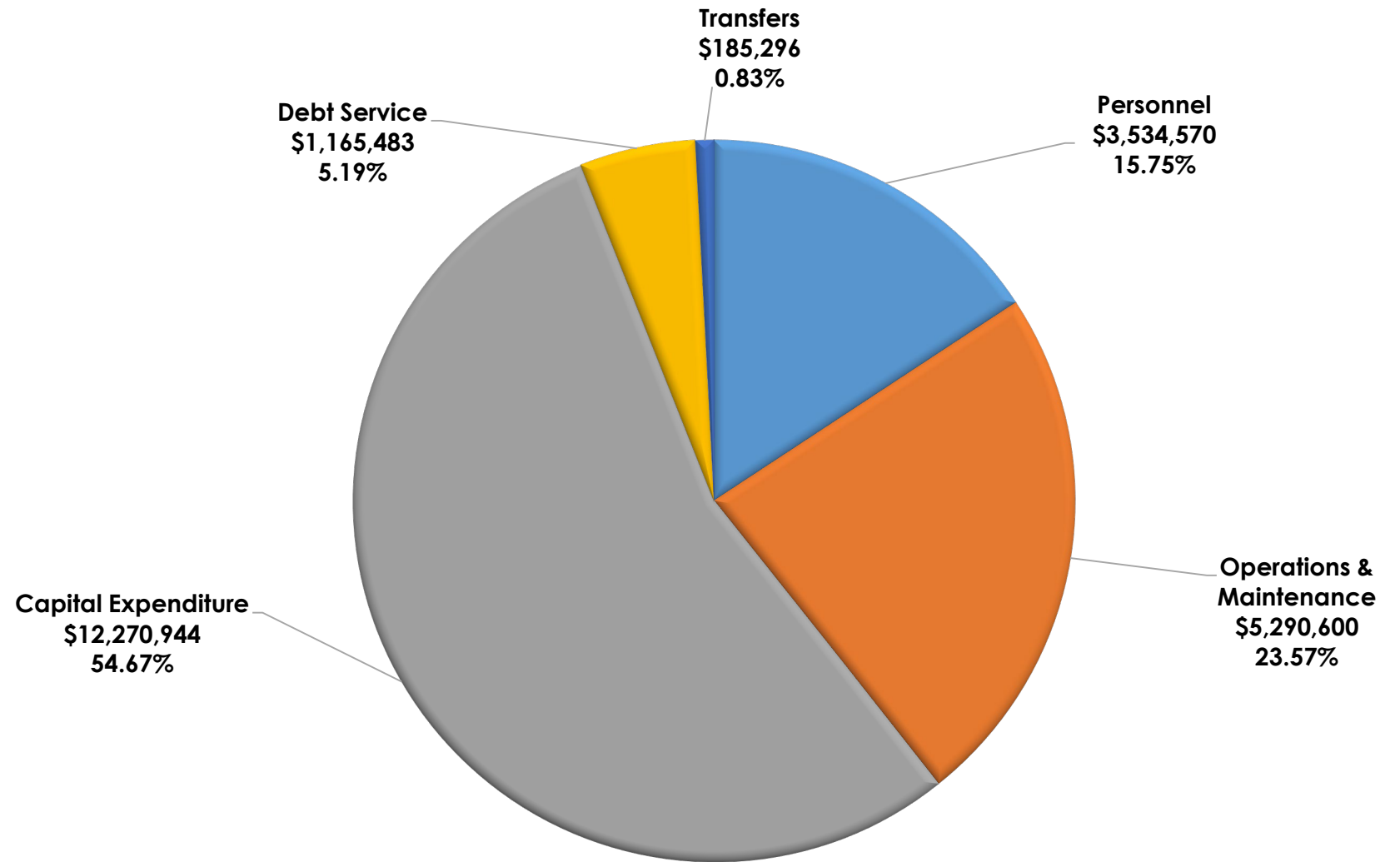
General Fund Expenditures

Division/Function



FY 2022 – 2023

Enterprise Fund Expenditures



Looking Ahead

- Infrastructure
- Quality of Life
- Quality Services



Infrastructure Services Quality of Life

Street Maintenance and Construction \$12,110,852

- \$1,000,000 Annual Street Maintenance Contract Work
- \$1,150,000 8th Street; Michigan Avenue to Omaha Avenue
- \$4,036,001 Widen Benjamin from 4-lane to 5-lane 13th Street to 1st Street
- \$2,569,851 Bridge Replacement on 1st Street at North Fork
- \$1,380,000 Michigan Avenue, 7th to 10th Street and Wood to 13th Street
- \$1,050,000 Mill & Overlay North 1st Street, North Victory Road, and East Monroe
- \$925,000 Micro Seal and Armor Coat

Water/Sewer Infrastructure \$6,091,800

- \$1,416,000 North Victory Road Utility Extensions
- \$1,100,800 Line 36" Sanitary Sewer from 4th & Monroe to 2000 Logan
- \$1,290,000 Line 21" Sanitary Sewer from 19th & Center to 805 Omaha
- \$2,285,000 Grit Removal Building Improvements

Solid Waste \$682,789

- \$682,789 Truck Maintenance Facility

Parks, Recreation and Trail Development \$5,754,747

- \$785,440 Landscape Master Plan
- \$2,093,008 Johnson Park Improvements
- \$2,876,299 North Fork River Rehabilitation

Quality of Life

High Levels of Service



Other additions and changes

- Added 1 FTE to Finance (Accountant)
- Added 1 FTE to Police (School Resource Officer - split 50/50 with Norfolk Public Schools)
- Added 1 FTE to Fire
- Added 1 FTE to Admin (Management Analyst)
- Added 1 FTE to Streets (Electrician/Signal Technician)
- Public Works
 - Asset Management \$127,000
 - Street Division - Supercrew Pickup ½ Ton - \$45,000, Slides in Salter Replacement (2) - \$60,000
 - Parks and Recreation – Vehicles/Equipment - \$121,256, Holiday Decorations/Lights - \$25,000, ParkSports Complex Improvements - \$190,290
 - Police - Patrol Cars (3) - \$115,125, Replacement CSO Truck - \$38,000

Johnson Park River Rest.

NORTH FORK RIVER REHABILITATION: Expended

\$1,031,701 Lower Elkhorn NRD
 \$1,031,701 Keno Funds
 \$1,000,000 ARP Funds
 \$725,000 Norfolk Sanitary District
 \$614,098 CCCFF Grant
 \$457,500 Private Foundations
 \$250,000 Madison County
\$100,000 Local Fundraising

\$5,210,000 Total \$1,921,201

Budgeted FY 22-23

Budgeted FY 23-24

\$2,876,299

\$412,500

JOHNSON PARK:

\$1,042,500 Private Foundations
 \$900,000 Local Fundraising
 \$750,000 Local Businesses
 \$525,902 CCCFF Grant
 \$435,000 CDBG Grant
 \$354,508 ARP Funds
 \$350,000 Keno Funds
 \$300,000 CHAF
\$120,000 Water & Sewer Funds

\$4,777,910 Total \$1,884,902

\$2,393,008

\$500,000

1ST STREET BRIDGE:

\$3,810,000 CHAF
\$190,000 Water Fund

\$4,000,000 Total \$1,240,149

\$2,759,851

\$ 0

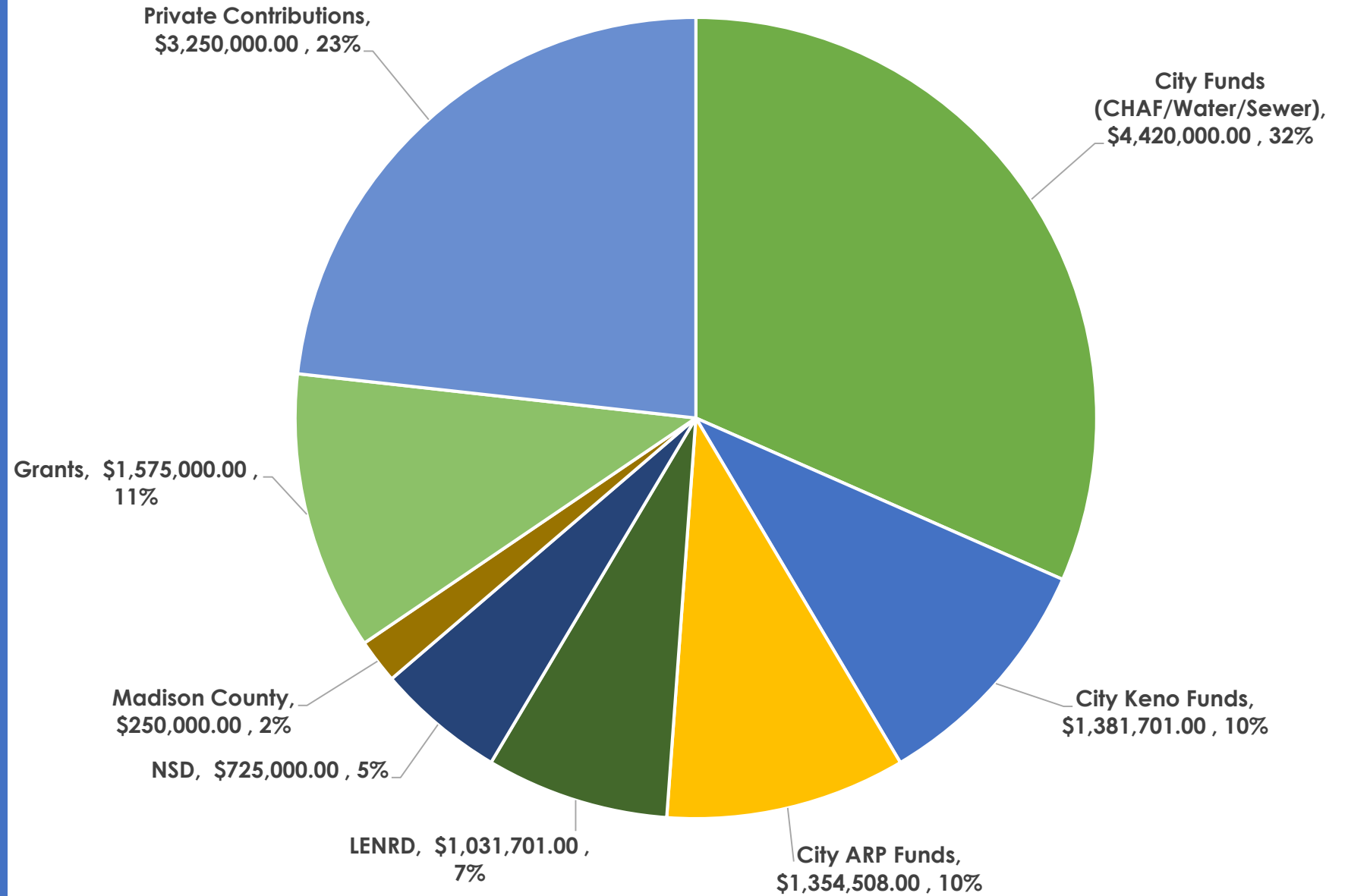
\$13,987,910 TOTAL PROJECT

\$5,046,252

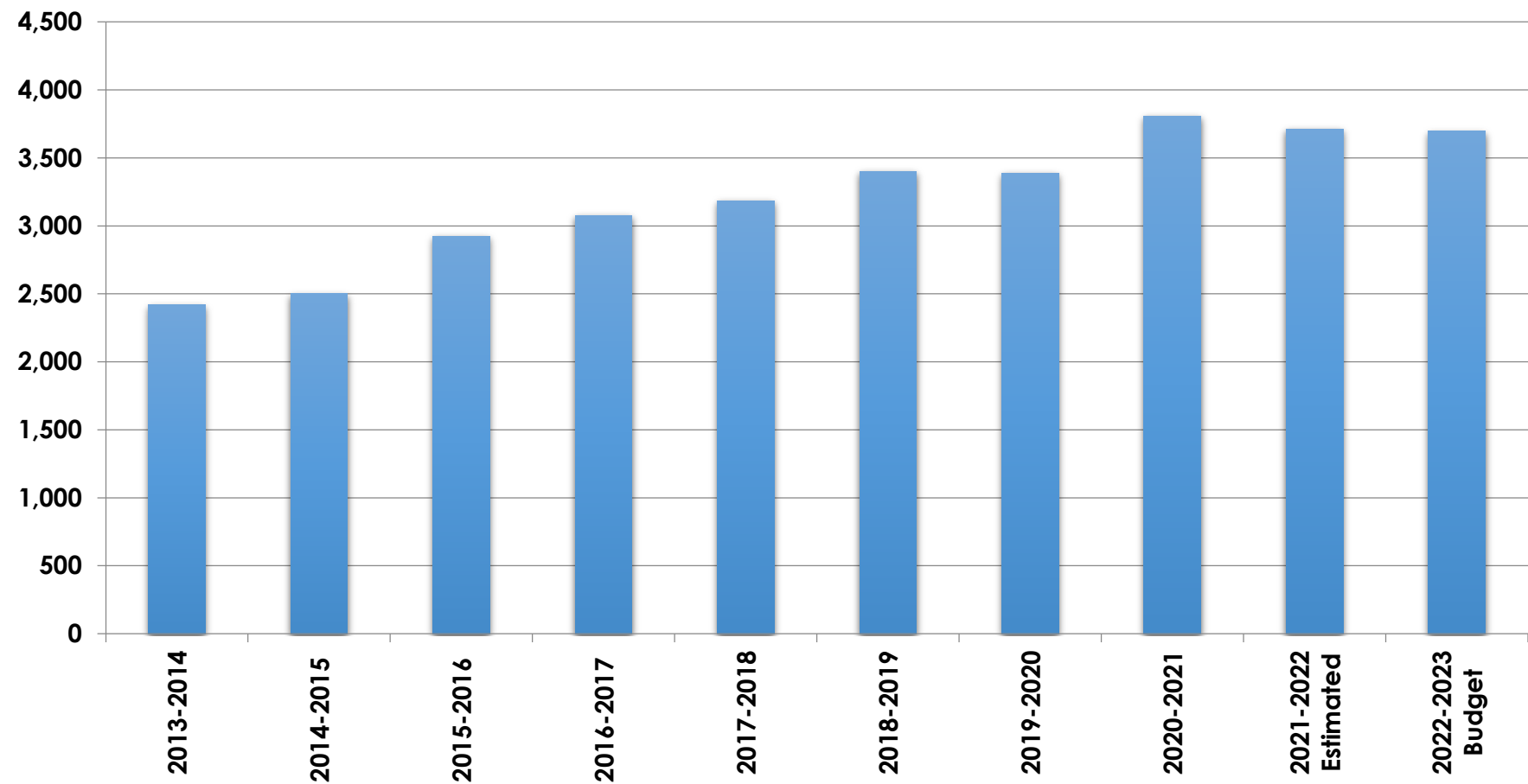
\$8,029,158

\$912,500

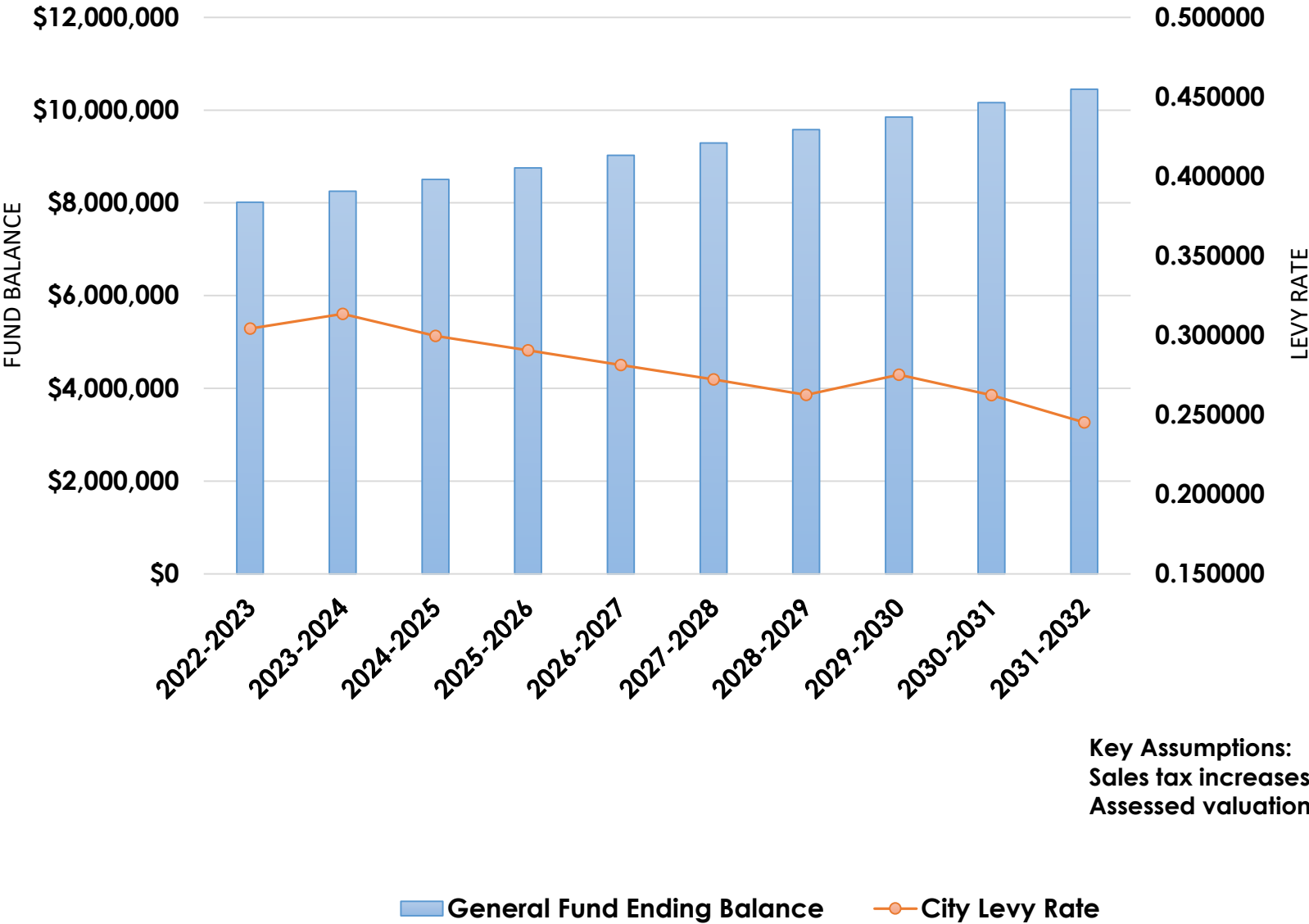
Johnson Park River Rest.



Historical Trends City Highway Allocation Fund (CHAF)



Long-Term Financial Plan Outlook



Questions?



Norfolk

N E B R A S K A

right at home.